



GCD-AE SERIES

Air extend DC Operated Gage Heads

SPECIFICATIONS

- ◆ Air actuated
- ◆ Hermetically sealed housing
- ◆ 25 μ -inch [0.6 μ m] repeatability
- ◆ IEC IP68 rating to 1,000 PSI [70 bars]
- ◆ Long strokes up to ± 1 inch
- ◆ Hardened tool steel contact tip
- ◆ High side load resistance
- ◆ Long cycle life

The **GCD-AE Series** heavy-duty DC operated gage heads enable high performance in environments containing moisture, dirt, and fluid contaminants. These Gage heads are air-extend, spring-retract LVDTs (Linear Variable Differential Transformers) with precision linear bearings and internal conditioning electronics. Operating on a nominal ± 15 VDC supply, the GCD-AE Series delivers an extremely linear, low noise ± 10 VDC output.

These robust gage heads allow measurements over stroke ranges from ± 0.05 inch [± 1.27 mm] up to ± 1 inch [± 25.4 mm]. A removable black-chromed, hardened tool steel tip is threaded (4-48UNF-2A) to the working end. Internal construction prevents the core and shaft from rotating as they move longitudinally. The integral electrical connector (welded) provides for easy installation and allows replacing a damaged cable without sacrificing the sensor. Installation and adjustment are facilitated by an external $\frac{1}{2}$ -20 mounting thread and the two locknuts supplied with each unit.

Like in most of our LVDTs, the GCD-AE windings are vacuum impregnated with a specially formulated, high temperature, flexible resin, and the coil assembly is potted inside its housing with a two-component epoxy. This provides excellent protection against hostile environments such as high vibration and shock.

The ruggedness, long life cycle, and very high reliability of the GCD-AE Series provide a low cost of ownership over the life of the equipment onto which they are installed. The one-piece front end (barrel which contains the bearing assembly), machined from solid stainless steel bar, coupled with a bronze bushing, has far greater resistance to bending forces and side loads compared to other designs. This is particularly important on the longer stroke versions; it reduces the common risk of probe damage/bending during installation or maintenance of industrial equipment. The GCD-AE Series designs also require fewer parts and weld joints, thereby increasing overall structural integrity and reliability.

FEATURES

- ◆ Air extend, spring retract
- ◆ All-welded stainless steel construction
- ◆ Resistant to harsh environments
- ◆ MS type connector (MIL-C-5015)
- ◆ Long cycle life
- ◆ CE compliant
- ◆ Calibration certificate supplied with each unit

APPLICATIONS

- ◆ Factory automation
- ◆ Industrial printing equipment
- ◆ Steel mills
- ◆ Metal thickness gaging
- ◆ Environments requiring hermetically sealed transducers
- ◆ In-process measurements (feedback loop with PLC or CNC controller)

GCD-AE SERIES

Air extend DC Operated Gage Heads

PERFORMANCE SPECIFICATIONS

ELECTRICAL SPECIFICATIONS					
Parameter	GCD-AE 050	GCD-AE 125	GCD-AE 250	GCD-AE 500	GCD-AE 1000
Stroke/gaging range	±0.050 [1.27]	±0.125 [3.17]	±0.25 [6.35]	±0.50 [12.7]	±1.0 [25.4]
Sensitivity, volts/inch	200	80	40	20	10
Input voltage	+/-15VDC				
Input current	30mA, maximum				
Output at stroke ends	+/-10VDC (Output is positive when the core is displaced from null towards the connector)				
Non-linearity	±0.25% of FR, maximum				
Repeatability	25 µ-inch [0.6 µm]				
Stability	0.125% of FSO after warm up				
Frequency response (dynamic)	15Hz, maximum				

ENVIRONMENTAL SPECIFICATIONS & MATERIALS	
Operating temperature	+32°F to +160°F [0°C to 70°C]
Survival temperature	-65°F to +200°F [-55°C to 95°C]
Shock survival	250 g (11ms half-sine)
Vibration tolerance	10 g up to 2kHz
Housing material	AISI 400 Series stainless steel
Air pressure connection	Use 1/16" [1.6mm] ID flexible tubing; pressure 25 to 35 PSI; filtered & dried air; no lubrication
Electrical connector	6-pin MS type connector (MIL-C-5015)
IEC 60529 rating	IP68 to 1,000 PSI [70 bars] with use of proper mating connector plug

Notes:

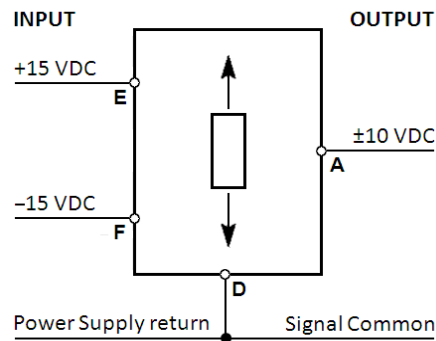
All values are nominal unless otherwise noted

Dimensions are in inch [mm] unless otherwise noted

FR: Full Range is the stroke range, end to end; FR=2xS for ±S stroke range

FSO (Full Scale Output): Largest absolute value of the outputs measured at the ends of the range

WIRING INFORMATION



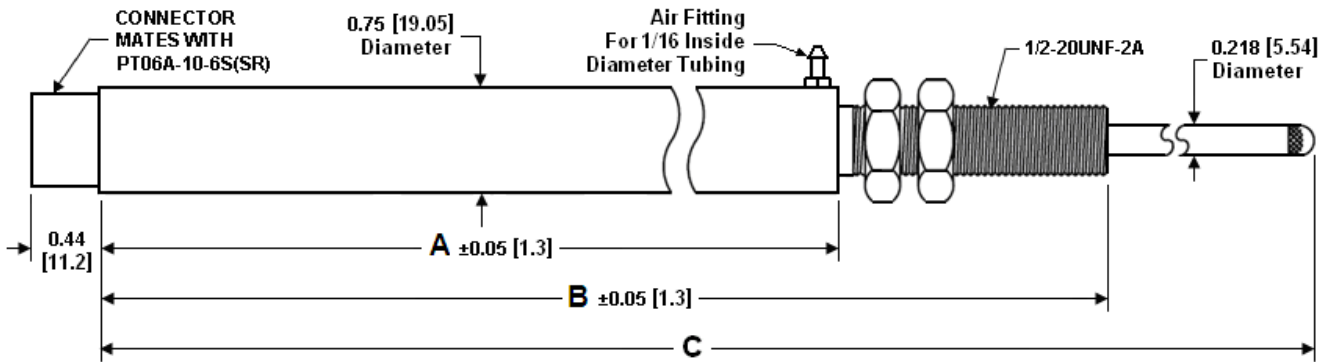
A through F: Connector pin assignments

GCD-AE SERIES

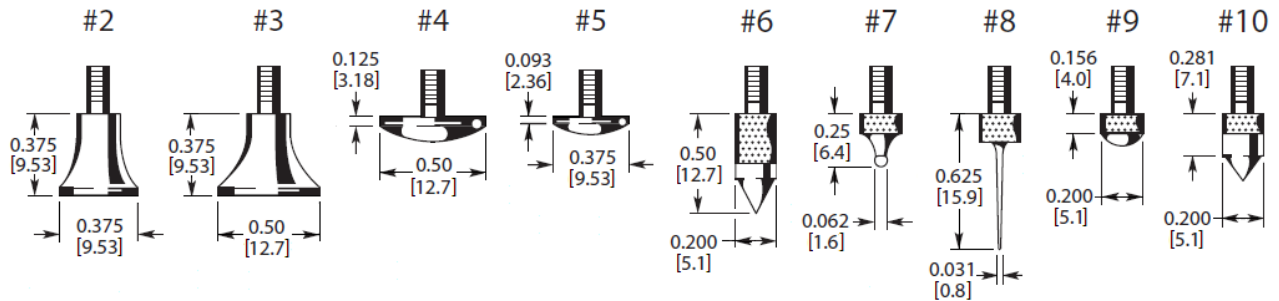
Air extend DC Operated Gage Heads

MECHANICAL SPECIFICATIONS

Parameter	GCD-AE 050	GCD-AE 125	GCD-AE 250	GCD-AE 500	GCD-AE 1000
Stroke/gaging range	±0.050 [1.27]	±0.125 [3.17]	±0.25 [6.35]	±0.5 [12.7]	±1 [25.4]
Pre-travel	0.20 [5.1]	0.23 [5.8]	0.05 [1.3]	0.20 [5.1]	0.14 [3.6]
Over-travel (minimum)	0.39 [9.90]	0.25 [6.4]	0.20 [5.1]	1.0 [25.4]	0.15 [3.81]
Main body length "A"	2.66 [67.6]	3.5 [88.9]	4.37 [111.0]	6.06 [153.9]	8.31 [211.1]
Overall body length "B"	4.02 [102.1]	4.87 [123.7]	5.74 [145.8]	9.05 [229.9]	11.29 [286.8]
Plunger length "C" (fully extended)	4.88 [124.0]	5.73 [145.3]	6.72 [170.7]	11.36 [288.6]	13.75 [349.2]
Weight, Ounce	2.5 oz	3.3oz	3.5 oz	5.5 oz	8.0 oz
Weight, Gram	71 G	93 G	100 G	156 G	227 G



REPLACEMENT/OPTIONAL CONTACT TIPS



Dimensions are in inch [mm]

GCD-AE SERIES

Air extend DC Operated Gage Heads

ORDERING INFORMATION

Description	Model	Part Number
±0.050 inch air-extend gage head	GCD-AE 050	02350509-150
±0.125 inch air-extend gage head	GCD-AE 125	02350510-150
±0.25 inch air-extend gage head	GCD-AE 250	02350511-150
±0.5 inch air-extend gage head	GCD-AE 500	02350512-150
±1 inch air-extend gage head	GCD-AE 1000	02350513-150

ACCESSORIES		
Dual rail DC power supply (±15VDC)	PSD 40-15	02291339-000
Mating connector kit	PT06A-10-6S(SR)	62101011-000
Cable with wired mating connector (1)	GCD-AE to Stripped/Tinned	04290583-000
Replacement contact tips	Contact Tip 2	67010005-000
	Contact Tip 3	67010006-000
	Contact Tip 4	67010002-000
	Contact Tip 5	67010007-000
	Contact Tip 6	67010008-000
	Contact Tip 7	67010009-000
	Contact Tip 8	67010010-000
	Contact Tip 9	67010001-000
	Contact Tip 10	67010011-000

(1) Cables are shielded, 10 foot long, and rated 80°C [176°F] operating. Consult factory for other lengths.

NORTH AMERICA

Measurement Specialties, Inc.,
a TE Connectivity company
Tel: 800-522-6752
Email: customercare.frm@te.com

EUROPE

Measurement Specialties (Europe), Ltd.,
a TE Connectivity Company
Tel: 800-440-5100
Email: customercare.bevx@te.com

ASIA

Measurement Specialties (China) Ltd.,
a TE Connectivity company
Tel: 0400-820-6015
Email: customercare.shzn@te.com

TE.com/sensorsolutions

Measurement Specialties, Inc., a TE Connectivity company.

Measurement Specialties, TE Connectivity, TE Connectivity (logo) and EVERY CONNECTION COUNTS are trademarks. All other logos, products and/or company names referred to herein might be trademarks of their respective owners.

The information given herein, including drawings, illustrations and schematics which are intended for illustration purposes only, is believed to be reliable. However, TE Connectivity makes no warranties as to its accuracy or completeness and disclaims any liability in connection with its use. TE Connectivity's obligations shall only be as set forth in TE Connectivity's Standard Terms and Conditions of Sale for this product and in no case will TE Connectivity be liable for any incidental, indirect or consequential damages arising out of the sale, resale, use or misuse of the product. Users of TE Connectivity products should make their own evaluation to determine the suitability of each such product for the specific application.

© 2015 TE Connectivity Ltd. family of companies All Rights Reserved.